

## > 1200 MINI INOX

DESIGNED FOR AMENITY AND AREA LIGHTING



**THE 1200 MINI SERIES IS USED FOR THE LIGHTING OF GARDENS AND FAÇADES UP TO 6M HIGH.**

These fittings are extremely versatile, with symmetrical tilting optics and different beam angles.

The top locking ring is AISI 316 stainless steel and increases resistance to mechanical stress and atmospheric agents. It is recommended for heavy-duty applications, such as in areas where they are driven over or near the sea.

- Cast aluminium body, phosphochromate treated and powder-painted
- A4 stainless steel screws
- AISI 316 stainless steel locking ring
- PVC sleeve with fibreglass-reinforced nylon locking ring (to be ordered separately)
- 15mm clear flat tempered glass cover
- Installation in sleeve set in concrete, with a 20-30 cm gravel drain bed.
- Fittings come with one or two 2/3 x 1 mm<sup>2</sup> or 2/3 x 1.5 mm<sup>2</sup> Ho7RNF or silicone cables, 1.0m in length
- Versions for other types of lamps are available on request
- Protection rating: IP 68 FULL-DRY
- Roll-over weight: 3000 Kg
- Breaking strength: IK 10 (24 Joules)

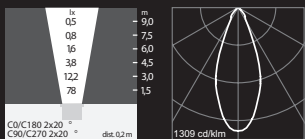


# LAMPS

**○80 32 030 - (80 32 730)\***  
**□80 69 073 - (80 33 730)\***  
 For GZ 10 50W Lamp  
 ±15° Tilting Lamp  
 Glass Temperature 121°C  
 Weight 1.7 kg



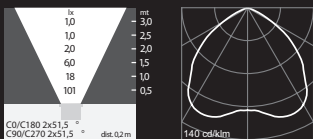
CE Class I



**○80 32 034 - (80 32 734)\***  
**□80 33 034 - (80 33 734)\***  
 With DELUX EL 9W lamp  
 (included fixed lamp)  
 Glass Temperature 42°C  
 Weight 1.7 kg



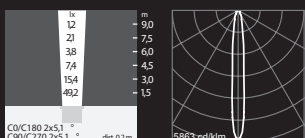
VDE CE Class I



**○80 32 050 - (80 32 750)\***  
**□80 33 050 - (80 33 750)\***  
 For HALOPAR 20 max 50W Lamp  
 Fixed Lamp  
 Glass Temperature 156°C  
 Weight 1.7 kg




CE Class I



**○80 32 100 - (80 32 700)\***  
**□80 33 100 - (80 33 700)\***  
 With 3 white LEDs 1W each  
 (int. power supply) Fixed Lamp  
 Glass Temperature 38°C  
 Weight 1.7 kg

LED  
LED

CE Class I



**○80 32 014 - (80 33 714)\***  
**□80 33 014 - (80 33 714)\***  
 For GU 5.3 max 50W Lamp  
 ±15° Tilting Lamp (without transformer)  
 Glass Temperature 156°C  
 Weight 1.7 kg



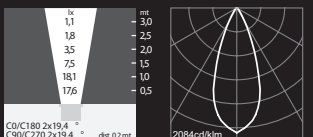
CE Class III



**○80 32 105 - (80 32 705)\***  
**□80 33 105 - (80 33 705)\***  
 With 3 white LEDs 1W each  
 (int. power supply) Fixed Lamp  
 Glass Temperature 38°C  
 Weight 0.9 kg

LED  
LED

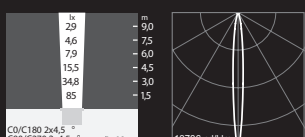
CE Class I



**○80 71 003 - (80 71 053)\***  
**□80 33 003 - (80 72 053)\***  
 For GU 5.3 max 35W Lamp  
 Fixed Lamp (without transformer)  
 Glass Temperature 125°C  
 Weight 0.9 kg




CE Class III



**○80 32 010 - (80 32 710)\***  
**□80 33 010 - (80 33 710)\***  
 With 3 white LEDs 1W each  
 (int. power supply) Fixed Lamp  
 Glass Temperature 38°C  
 Weight 0.9 kg


CE Class I



**○80 71 001 - (80 71 051)\***  
**□80 72 001 - (80 72 051)\***  
 For GY 6.5 max 35W Lamp  
 Fixed Lamp (without transformer)  
 Glass Temperature 125°C  
 Weight 0.9 kg




CE Class III



**○80 32 001 - (80 32 701)\***  
**□80 33 001 - (80 33 701)\***  
 With 20 white SMD LEDs 0.15W each  
 (int. power supply) Fixed Lamp  
 Glass Temperature 38°C  
 Weight 0.9 kg

LED  
LED

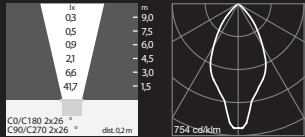
VDE CE Class II



**○80 71 002 - (80 71 052)\***  
**□80 72 002 - (80 72 052)\***  
 For GY 6.5 max 35W Lamp  
 Fixed Lamp (without transformer)  
 Glass Temperature 125°C  
 Weight 0.9 kg



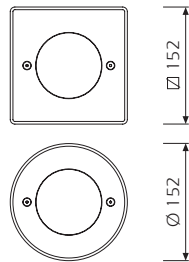
CE Class III



\* Comes with 2 in/out cables

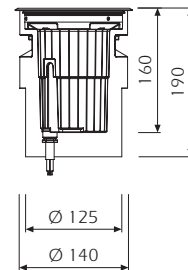
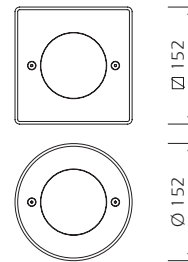
**80 71 003**  
**80 71 001**  
**80 71 002**  
**80 32 010**  
**80 32 001**

Sleeve  
**89 45 050**



**80 32 030**  
**80 32 050**  
**80 32 014**  
**80 32 034**  
**80 32 100**  
**80 32 105**

Sleeve  
**89 45 020**



## ACCESSORIES



**89 17 003**  
 IP 68 Junction Box  
 With Gel  
**89 17 000**  
 IP 67 Quick Connector




**89 49 001**  
 4x anti-vandalism  
 screws +1 Tool



**89 23 000**  
 Anti-glare louver (not  
 suitable for versions  
 with LED)



**89 56 005**  
 External transformer  
 50VA IP67 230-12V



**89 17 701**  
 Flat BLUE Dichroic  
 Glass  
**89 17 702**  
 Flat RED Dichroic  
 Glass



**89 17 703**  
 Flat YELLOW Dichroic  
 Glass  
**89 17 704**  
 Flat GREEN Dichroic  
 Glass  
**89 17 705**  
 Flat ETCHED Glass



**89 45 050**  
 Sleeve for  
 80 mm high  
 fixture



**89 45 020**  
 Sleeve for  
 160 mm high  
 fixture

\* Accessories only for 1200 Mini  
 \*\* Accessories only for 1200 Mini Inox



KENDELIER LIGHTING LIMITED  
 25 AINTREE AVE  
 AIRPORT OAKS  
 AUCKLAND  
 NEW ZEALAND

TEL +64 9 915 1083  
 FAX +64 9 915 1087

NZ FREE 0800 536 335  
 AUSTRALIA FREE 1800 553 817

SALES@KENDELIER.CO.NZ  
 WWW.KENDELIER.CO.NZ