

> 1200 MINI

DESIGNED FOR AMENITY AND AREA LIGHTING



THE 1200 MINI SERIES IS USED FOR THE LIGHTING OF GARDENS AND FAÇADES UP TO 6M HIGH.

These fittings are extremely versatile, with symmetrical tilting optics and different beam angles.

- Cast aluminium body, phosphochromate treated and powder-painted
- A4 stainless steel screws
- Cast aluminium locking ring
- PVC sleeve with fibreglass-reinforced nylon locking ring (to be ordered separately)
- 12mm clear flat tempered glass cover
- Installation in sleeve set in concrete, with a 20-30 cm gravel drain bed
- Fittings come with one or two 2/3x1 mm² or 2/3x1.5 mm² Ho7RNF or silicone cables, 1.0m in length
- Versions for other types of lamps are available on request
- Protection rating IP 68 FULL-DRY
- Roll-over weight 3000 Kg
- Breaking strength IK 10 (24 Joules)

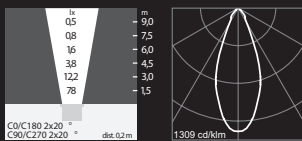


LAMPS

80 35 030 - (80 35 730)*

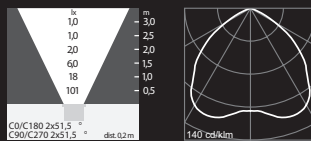
For GZ 10 50W Lamp
± 15° Tilting Lamp
Glass Temperature 121°C
Weight 1.6 kg

CE Class 1



80 35 034 - (80 35 734)*


With DELUX EL 9W Lamp (included)
Fixed Lamp
Glass Temperature 42°C
Weight 1.6 kg VDE Class 1



80 35 050 - (80 35 750)*

For HALOPAR 20 max 50W Lamp
Fixed Lamp
Glass Temperature 156°C
Weight 1.6 kg

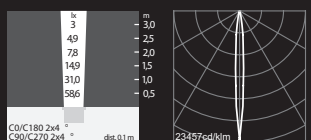
CE Class 1



80 35 100 - (80 35 700)*

With 3 white LEDs 1W each
(int. power supply) Fixed Lamp
Glass Temperature 38°C
Weight 1.6 kg VDE Class 1

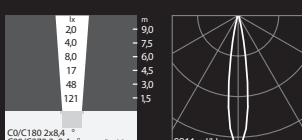
LED



80 35 014 - (80 35 714)*

For GU 5.3 max 50W Lamp
± 15° Tilting Lamp (without transformer)
Glass Temperature 156°C
Weight 1.6 kg


CE Class 1



80 35 105 - (80 35 705)*

With 3 white LEDs 1W each
(int. power supply) Fixed Lamp
Glass Temperature 38°C
Weight 0.8 kg


CE Class 1



80 70 103 - (80 70 153)*

For GU 5.3 max 35W Lamp
Fixed Lamp (without transformer)
Glass Temperature 125°C
Weight 0.8 kg

CE Class 1



80 37 010 - (80 37 710)*

With 3 white LEDs 1W each
(int. power supply) Fixed Lamp
Glass Temperature 38°C
Weight 0.8 kg


CE Class 1



80 70 101 - (80 70 151)*

For GY 6.35 Max 35W Lamp
Fixed Lamp (without transformer)
Glass Temperature 125°C
Weight 0.8 kg


CE Class 1



80 37 001 - (80 37 701)*

With 20 White SMD LEDs 0.15W each
(int. power supply) Fixed Lamp
Glass Temperature 38°C
Weight 0.8 kg VDE Class 11

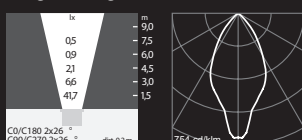
LED



80 70 102 - (80 70 152)*

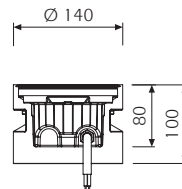
For GY 6.35 Max 35W Lamp
(int. power supply) Fixed Lamp
Glass Temperature 125°C
Weight 0.8 kg

CE Class 111



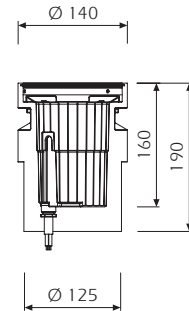
*Comes with 2 in/out cables

80 70 103
80 70 101
80 70 102
80 37 010
80 37 001



Sleeve
89 45 050

80 35 030
80 35 050
80 35 014
80 35 034
80 35 100
80 35 105



Sleeve
89 45 020

ACCESSORIES



89 17 003
IP 68 Junction Box With Gel
89 17 000
IP 67 Quick Connector



89 49 001
4x anti-vandalism
screws +1 Tool



89 10 000
Round Stainless
Steel Grid




89 12 000
Square Stainless
Steel Grid



89 23 000
Anti-glare louver (not suitable
for versions with LED)



89 56 005
External transformer
50VA IP67 230-12V



89 18 701
Flat BLUE Dichroic Glass
89 18 702
Flat RED Dichroic Glass



89 18 703
Flat YELLOW Dichroic
Glass
89 18 704
Flat GREEN Dichroic
Glass
89 18 705
Flat ETCHED Glass



89 45 050
Sleeve for
80 mm high
fixture



89 45 020
Sleeve for
160 mm high
fixture



KENDELIER LIGHTING LIMITED
25 AINTREE AVE
AIRPORT OAKS
AUCKLAND
NEW ZEALAND

TEL +64 9 915 1083
FAX +64 9 915 1087

SALES@KENDELIER.CO.NZ
WWW.KENDELIER.CO.NZ

NZ FREE 0800 536 335
AUSTRALIA FREE 1800 553 817