

> 3600 GIARDINO DOUBLE GLASS

DESIGNED FOR AMENITY AND AREA LIGHTING



THE 3600 GIARDINO IS A RANGE OF GROUND RECESSED FITTINGS FOR ILLUMINATING FAÇADES UP TO 35 M HIGH, USING DISCHARGE LAMPS UP TO 250W.

Optics with different beam angles and asymmetrical reflectors give blades of light or uniform lighting as required.

The double-glass system reduces the temperature of the outer glass up to 60%, enabling these fixtures to be installed in areas accessible to pedestrians, in compliance with EN 60598-2-13.

The 3600 Giardino version can be recessed in the ground, simulating an ordinary manhole cover.

- Sleeve included
- Cast aluminium body, phosphochromate treated and powder-painted
- Cast aluminium grid
- A4 stainless steel screws
- Sleeve PVC sleeve with aluminium locking ring
- 7 mm convex clear tempered glass cover
- Installation in sleeve set in concrete, with a 20-30 cm gravel drain bed
- Fittings come with one 3x 1.5 mm² Ho7RNF cable, 3.0m in length
- Versions for other types of lamps are available on request
- Protection rating: IP 68 FULL-DRY
- Roll over weight: 7000kg
- Breaking strength: IK 10 (58 Joules)

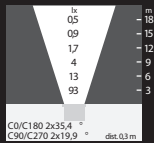


LAMPS

80 15 114

For HQI-TS 150W Lamp
+15° Tilting Lamp
Glass Temperature 65°C
Weight 17.3kg

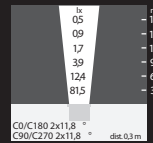
CE Class I



80 15 039

For HQI-G12 150W Lamp
+15° Tilting Lamp
Glass Temperature 65°C
Weight 17.2 kg

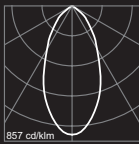
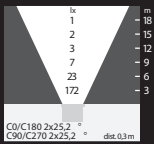
CE Class I



80 15 116

For HQI-TS/SHP-TS 150W Lamp
+15° Tilting Lamp
Glass Temperature 64°C
Weight 17.3 kg

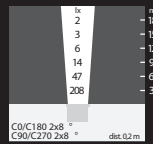
CE Class I



80 15 048

For SHP-T 100W Lamp
+15° Tilting Lamp
Glass Temperature 70°C
Weight 17.0 kg

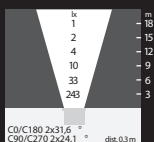
CE Class I



80 15 155

For HQI-TS 250W Lamp
+15° Tilting Lamp
Glass Temperature 72°C
Weight 26.0 kg

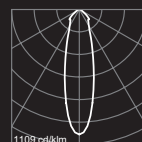
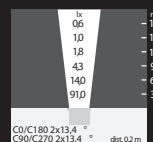
CE Class I



80 15 050

For SHP-T 100W Lamp
+15° Tilting Lamp
Glass Temperature 70°C
Weight 17.0g

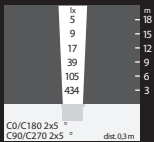
CE Class I



80 15 035

For HQI-G12 150W Lamp
+15° Tilting Lamp
Glass Temperature 66°C
Weight 17.2kg

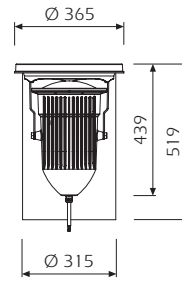
CE Class I



Photometric data refer to the standard version

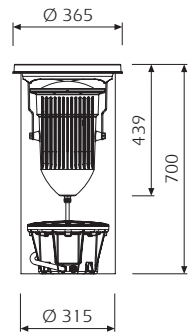
80 15 114 80 15 116 80 15 035 80 15 039 80 15 048 80 15 050

Sleeve included



80 15 155

Sleeve included



ACCESSORIES



89 18 100
Prismatic Glass
Activa 10°



89 18 400
Lens Concentra



89 18 300
Convex Clear Glass



89 19 000
Anti-glare Louver



89 18 201
Flat BLUE Dichroic
Glass



89 18 203
Flat YELLOW
Dichroic Glass



89 18 202
Flat RED Dichroic
Glass



89 18 204
Flat GREEN
Dichroic Glass



89 17 003
IP 68 Junction Box
with Gel

89 17 000
IP 67 Quick
Connector



89 18 205
Flat ETCHED
Glass



KENDELIER LIGHTING LIMITED
25 AINTREE AVE
AIRPORT OAKS
AUCKLAND
NEW ZEALAND

TEL +64 9 915 1083
FAX +64 9 915 1087

SALES@KENDELIER.CO.NZ
WWW.KENDELIER.CO.NZ

NZ FREE 0800 536 335
AUSTRALIA FREE 1800 553 817