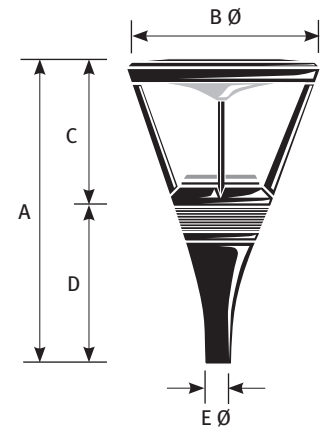


> **DELTA INDIRECT**
DESIGNED FOR AMENITY AND AREA LIGHTING



TECHNICAL DESCRIPTION

Body	Pressure die-cast aluminium
Canopy	Steel sheet, bottom side painted white
Reflector	Symmetrical made from high purity aluminium
Enclosure	Toughened glass
Mounting	Vertical - Ø 60mm x 100mm
Finishes	RAL 9011 Graphite black or forge grey (alternative colour options on request)
Protection	IP-65 IK10





DIMENSIONS AND WEIGHTS

Type	A	B Ø	C	D	E Ø	WEIGHT kg
DLTI-25/CLTG	912	589	495	477	78	17

LAMPS

DLTI-25/CLTG

	Rx7s HPS 70 HPS 150
	MH 70 MH 150

FOR MORE INFORMATION PLEASE VISIT
WWW.KENDELIER.COM

