

> RENAISSANCE

LUMINAIRES DESIGNED FOR MAIN ROADS, RESIDENTIAL ROADWAYS,
DUAL CARRIAGE WAYS AND CARPARKS



> RENAISSANCE



RN-25/CLTG.SR

Clear Toughened Glass

TECHNICAL DESCRIPTION

Body	Cast aluminium CC601E. Gear access from top
Reflector	Anodized aluminium
Enclosure	Toughened glass
Mounting	Vertical - Ø76mm (Top mount option VESI spigot Ø46mm)
Finishes	Polyester powder coat to colour of choice (Wet paint option available on request)
Optic Water Tight	IP-54
Windage	0.198m ²



Gear Access

Standard



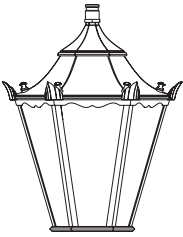
RN-23/CLTG

Top Mount Option

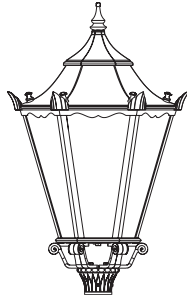


DIMENSIONS AND WEIGHTS

Type	WIDTH mm		HEIGHT mm	WEIGHT kg
RN-23/CLTG.SR	610 Across Corners	540 Across Sides	800	19.4
RN-25/CLTG.SR	610 Across Corners	540 Across Sides	975	22.0



RN-23



RN-25

LAMPS

RN- /CLTG.SR



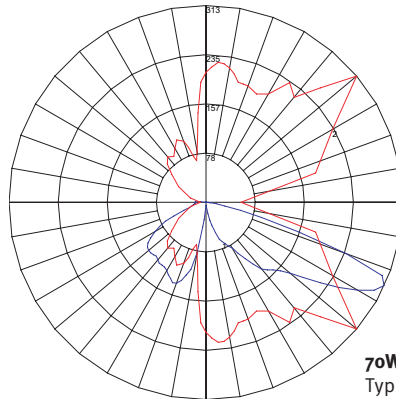
ES (E-27)
HPS 50
HPS 70



MH 70
MH 100
MH 150



GES (E-40)
HPS 100
HPS 150



70W HPS
Typical Polar
Curve



KENDELIER LIGHTING LIMITED
25 AINTREE AVE
AIRPORT OAKS
AUCKLAND
NEW ZEALAND

TEL +64 9 915 1083
FAX +64 9 915 1087

SALES@KENDELIER.CO.NZ
WWW.KENDELIER.CO.NZ

NZ FREE 0800 536 335
AUSTRALIA FREE 1800 553 817